

**datavideo**

**12G** **4K**  
50/60 UHD

# Datavideo SE-4000 Switcher Full Series Catalog



- |                 |  |
|-----------------|--|
| <b>SE-4000</b>  | 4K 8-Channel Switcher                  |
| <b>HS-4000</b>  | 4K 8-Channel Portable Streaming Studio |
| <b>MS-4000</b>  | 4K 8-Channel Mobile Video              |
| <b>OBV-4000</b> | 4K 8-Channel OB Van Studio             |

[www.datavideo.com](http://www.datavideo.com)

# Switchers for the Era of Omnimedia and Hybrid Broadcasting



The SE-4000 series is a switching station for the era of all-media and hybrid broadcasting, which integrates high-tech technology and functions to meet the diverse needs of modern multimedia production. The SE-4000 has 4K video processing capabilities, supporting broadcast-grade UHD 4K50/60P, meeting the demand for high-quality visuals. Its 12G-SDI and HDMI 2.0 input interfaces make video connections and exchanges more convenient. The SE-4000's physical full-function keys and 5-inch full-color LCD touch operation provide a simple and comfortable program creation experience. Additionally, a built-in audio mixer and various video effects enable synchronized audio and video creation, offering richer visual effects.

Combining all these features, the SE-4000 series becomes a versatile and efficient switching station capable of meeting various demands in today's multimedia and hybrid broadcasting era.

P.6

P.26



4K 8-Channel Digital Video Switcher  
**SE-4000**



4K 8-Channel Portable Video Streaming Studio  
**HS-4000**

**12G**

**4K**  
50/60 UHD



**Concerts or Entertainment Programs**



**Mid-to-small scale sporting events**



**P.32**

**4K 8-Channel Mobile Video Studio  
MS-4000**



**P.34**

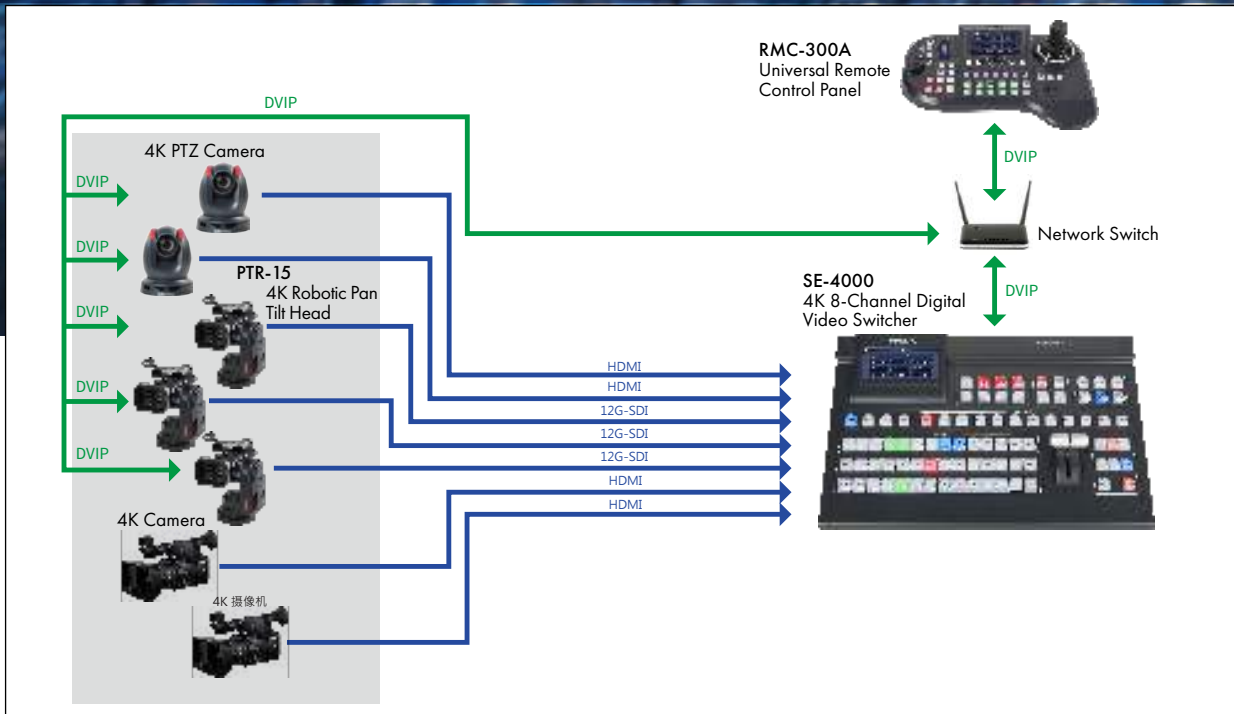
**4K 8-Channel OB Van Studio  
OBV-4000**

# What is Hybrid Broadcasting

Hybrid broadcasting is a modern and innovative video broadcasting application that combines two working modes: on-site manual camera control by camera operators and remote camera control. It involves real-time production of captivating program content using special effects and scene transitions through a switching station.

Currently, remote-controlled cameras have become a mainstream trend in program filming, making the overall configuration of hybrid broadcasting critically important. This technology is widely applied in live broadcasts, program production, conferences, and live events, providing audiences with a richer and more engaging visual experience.

The emergence of hybrid broadcasting has made program production more flexible and diverse while improving production efficiency and the visual appeal of programs. This approach brings new possibilities and creativity to program production, allowing viewers to enjoy more interactive and entertaining program content.



4K 8-Channel Digital Video Switcher  
**SE-4000**





4K camera with camera operator



4K robotic pan tilt head,  
eliminates the need for camera operator

Universal Remote  
Control Panel  
**RMC-300A**



# 4K 8-Channel Digital Video Switcher SE-4000



**12G**

**4K**  
50/60 UHD



The Datavideo SE-4000 is a full-featured 4K switcher that emerged in the era of Omnimedia and hybrid broadcasting. It comes with broadcast-grade UHD 4K@50/60P, 12G SDI, and HDMI 2.0 input interfaces, allowing you to perform traditional physical full-function key switching or use the stylish and convenient 5-inch full-color LCD touch operation for simple and comfortable program creation with one-touch, one-function operation.

It includes features like AUX, XPT, 4-channel color keys, Picture-in-Picture (PIP), Downstream Keyer (DSK), and the highly praised Stinger Transition visual effect, enabling the effortless implementation of professional and high-quality applications for various types of live events.



# 4K 8-Channel Digital Video Switcher SE-4000

Control  
Panel




Control  
Panel  
Rear Panel







Main Unit Panel



Main Unit Rear Panel

## Intuitive and easy to understand, one-key one-function

With an intuitive and easy-to-understand operating interface, you can effortlessly achieve various broadcasting effects without complicated compound key commands. This includes multi-step and multi-effect arrangements, which can be combined into a single button using User Memory. Moreover, with the User Image Swap function, you can update the corresponding icons, clearly indicating the pre-stored effect of each button. Professional functions are clear at a glance and ready to be activated with just one touch.



1 User Memory



2 Wipes



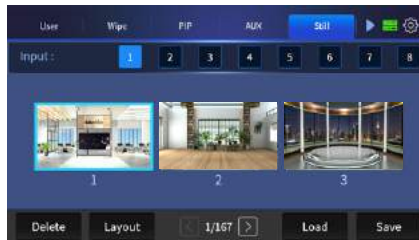
3 Picture-in-picture



4 Auxiliary outputs



5 Still frames



6 Keyers



7 Cross Point



8 Audio



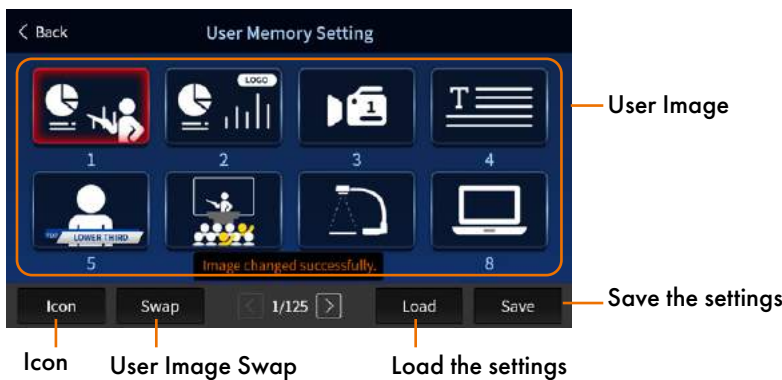
8 Main Menu



# User-Defined Configuration



A total of 999 user parameter presets are available, capable of recording the status of each camera position and PIP settings. Additionally, the User Image Swap function allows users to replace icons with preset parameter settings for a more intuitive understanding and easy recall.



For chroma keying, even in the same shooting environment, different camera positions, angles, and lighting changes will result in other chroma key parameters. This function allows storing the key parameter settings for various camera positions separately. It can be quickly recalled with a single button press, instantly switching camera positions along with their settings and background channels. This brings a whole new level of operation, similar to a multi-camera chroma keying setup, allowing virtual studio production with multiple camera positions using just one switching station.

## User Image Swap

Replacing the icons after customization so that users can have a more intuitive understanding and utilize the parameter settings effectively. Currently, there are 380 icons available for selection.



There are currently 380 icons available for selection.

# Wipe Transition Effect



WIPE Transition Effects


Border Settings

32 sets (including all the reverse options, making it 64 in total) of creative WIPE effects are available for creating unique programs. Transition effects are crucial in program production, and we have 64 eye-catching WIPE effects built-in. You can individually control border color and thickness and add softness to the edges, making your WIPE effects look distinctive and innovative.

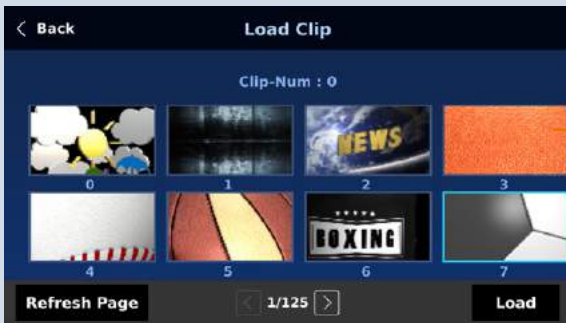
Reverse the WIPE direction

## Border Settings

Enabling this option allows you to adjust border color, edge softness, and width parameters.




# Stinger Transitions



Explore a range of pre-saved animated stinger transitions to enhance your visual effects. Additionally, import your custom Stinger Transitions and Animated Logos for a personalized touch. The switcher comes equipped with two sets of built-in 4K stinger transitions and 17 sets of 1080p stinger transitions, offering versatility and creative options for your projects.




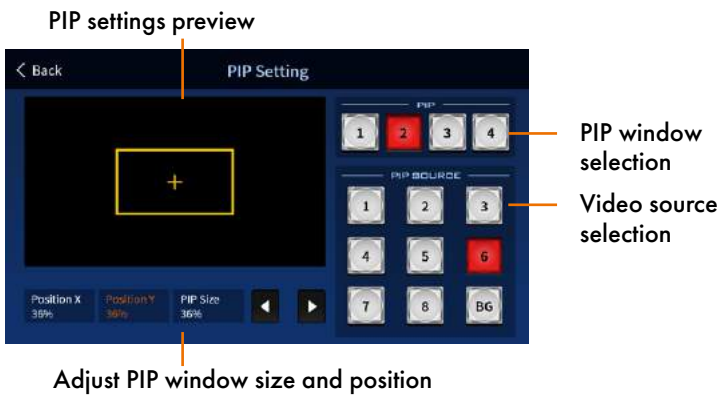
# Picture-in-Picture Settings



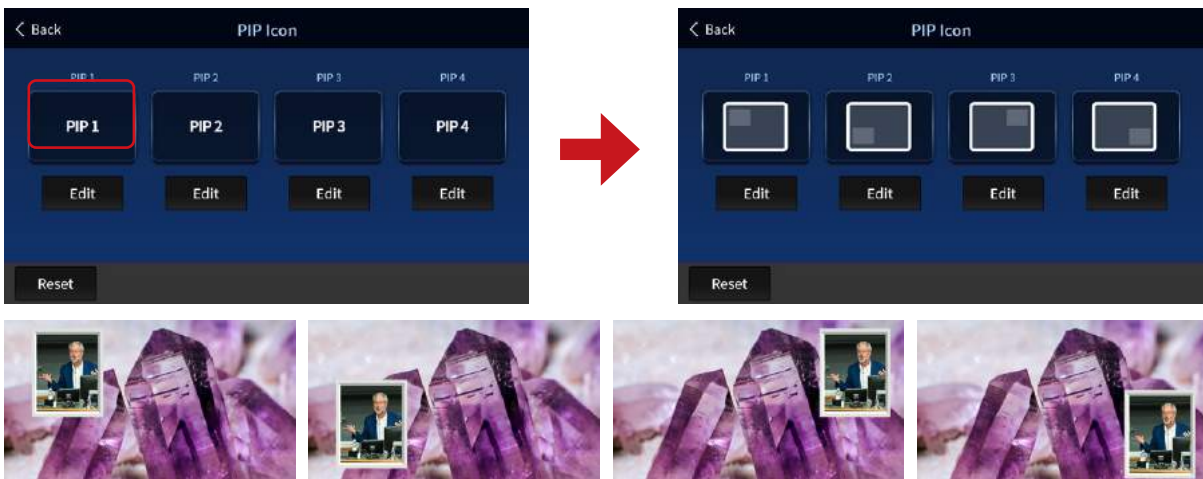
## 3D and versatile PIP effects

The two built-in PIP (Picture-in-Picture) arrangements form versatile effects that can be displayed simultaneously. Apart from the preset corner positions, you can freely adjust the size, position, and aspect ratio to your liking. Additionally, you can crop the PIP to display it as a square and add a full 3D PIP frame with custom color matching, showcasing advanced PIP effects.

## Changing PIP Size and Position

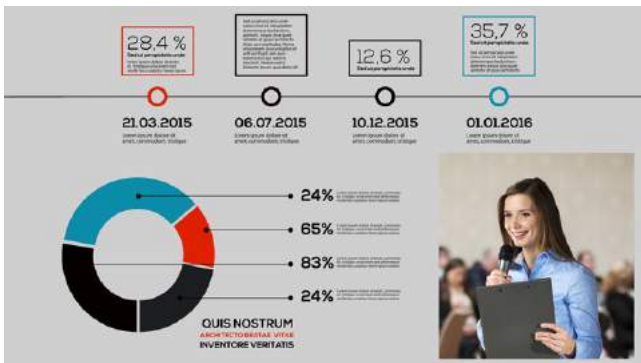


## Illustration of PIP position changes according to the preset settings



# Multi-element Material Overlay Method

The multi-element material overlay method is a great tool to enrich your visual content. Appropriately superimposing your carefully crafted materials onto the screen enhances the visual aesthetics, adds content information, and introduces characters, all of which are beneficial. Moreover, it is easy to use and brings life to your production.



# Auxiliary Output Settings



Output ports

Video sources

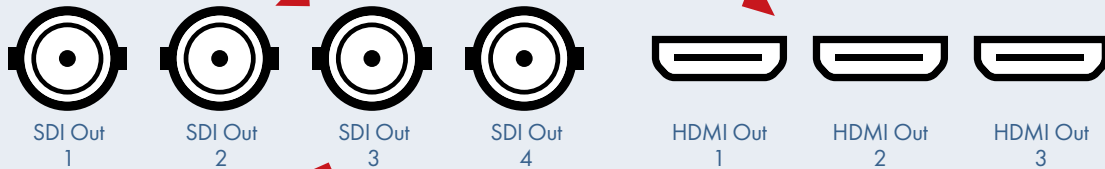
## Versatile AUX Multi-output

Would you like to output different screen compositions at the same venue? For instance, displaying conference report PPT on the central main screen, camera signals with overlaid logos on the left and suitable peripheral screens, and the main output showing the presentation PPT with Picture-in-Picture of the speaker and additional overlays like company logos. This is when the flexible AUX function of the SE-4000 shines. Like Matrix switching, the output can also add different effects, providing four 12G SDI and three HDMI 2.0 outputs for seven that you can freely assign and use.

Assign Source : Through 7 output interfaces, you can freely assign signal sources



Assigned output ports



SDI Out 1 → Program (Program IMAG)  
 SDI Out 2 → Program (Monitoring)  
 SDI Out 3 → Program (Recorder)  
 SDI Out 4 → Clean PGM (Footage Recording)

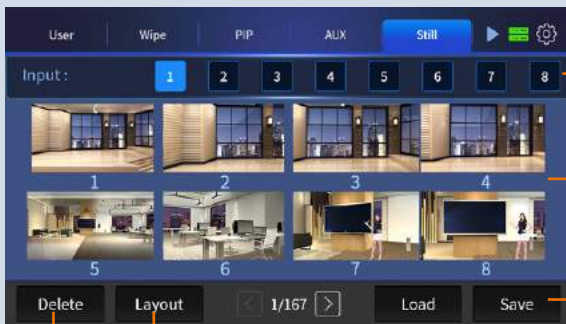
HDMI Out 1 → Multiview (Switching Operations)  
 HDMI Out 2 → Multiview (Assistant Director / Remote Camera Monitoring)  
 HDMI Out 3 → CH7 (Program IMAG Conference PPT Output)

Output Display





# Still image thumbnails



Input channels

Still image thumbnails

Load and Save


Delete You can show three or eight images on the same page.

With up to 250 storage slots (4K), you can freely store program sequence images, various scene materials, full-size logo images, school emblems, departmental images, and more. During program production, you can capture captivating scenes, save them, and use them as a treasure trove for creating your programs.


# Pre-saved 10 virtualsets with each having 4 configurable camera angles; save up to 40 virtualsets.

In addition to the static images you save, SE-4000 also comes with 10 sets and 40 exquisite high-quality 4K virtual backgrounds. These backgrounds can be combined with the left, front, right, and front long-shot safe camera positions, making them especially suitable for conference live streaming and interview program shooting.

## Conference



## Show



# Upgrade directly to virtual studio program production

The screenshot shows the control panel for the SE-4000, divided into several sections:

- KEYER:** Contains four key buttons labeled KEY 1, KEY 2, KEY 3, and KEY 4.
- DSK:** Contains two DSK buttons labeled DSK 1 and DSK 2, with an 'Adjust' button below them.
- Cross Point:** A section above the key buttons.
- Audio:** A section above the DSK buttons.
- KEYER FUNCTION:** Contains four function buttons: Full, Chroma (highlighted in red), Luma, and Linear.
- KEYER CONTROL:** Contains two control buttons: CK AUTO and INVERT.

Annotations on the left side of the image:

- Settings of four keyers
- Two sets of DSK settings
- Adjustment of transparency, gain, etc.

Annotations on the right side of the image:

- Chroma key
- Luma key
- Linear key
- Full key
- Inversion of luma key color
- Auto chromakey

In addition to the static images you save, SE-4000 comes with up to ten sets, a total of forty high-quality and exquisite 4K virtual backgrounds. These backgrounds are designed for use with the left, front, right, and front long-shot safe camera positions, making them especially suitable for conference live streaming and interview program shooting. All you need to do is prepare the green screen, lighting, and cameras and let SE-4000 take care of the rest.

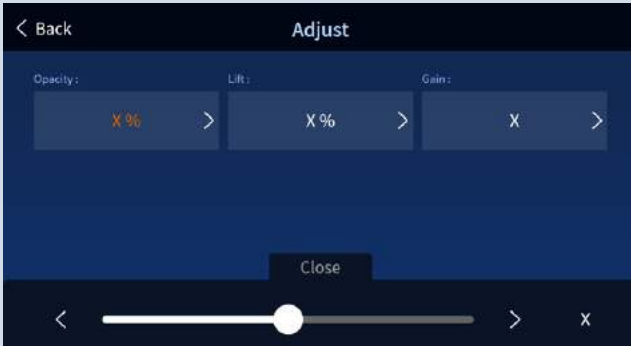
## Chroma key

### 4 Channels + 4 Virtual Backgrounds Creating Four Virtual Shooting Effects

Four UHD ultra-high-definition camera videos, combined with pre-stored UHD ultra-high-resolution full 3D virtual image materials, transform into a four-camera virtual studio program production, unmatched in liveliness and realism, creating myriad visual effects.



# Luma Key, Chroma Key, Linear Key, Downstream Key



Professional and convenient Luma Key, chroma key, linear key, and downstream key are essential indicators for enhancing program production quality. The levels of various vital signals, whether it's the commonly used brightness key, widely used chroma keying for image extraction, or the linear key with built-in matte attributes, along with the various always-on-top downstream keys, all contribute significantly to elevating program refinement and providing higher-quality program effects.

## Luma key




## Logo

### Program Logo

Built-in two independent Logo channels, capable of overlaying static or dynamic corporate logos, emblems, or symbols, making it a powerful tool for corporate presentations, product launches, and business training. It facilitates the establishment of a comprehensive visual identity and helps strengthen the company's cohesion.



## Linearkey



# Cross Point



The screenshot shows the 'Cross Point' control interface. It features an 'INPUT' section with buttons 1-8, where button 3 is highlighted in red. Below this is a 'VIDEO XPT' section with buttons 1-4, where button 2 is highlighted in red. Further down are 'Audio XPT' and 'Audio Setting' buttons. On the right, there are buttons 5-8 and an 'Off' button. Callouts on the left point to 'Video Crosspoint', 'Audio Crosspoint', and 'Audio Settings'. Callouts on the right point to 'Select an input channel' and 'Assignwan output channel'.



## XPT Multiple Designated Outputs, Freely Assignable

You can freely set the video or audio Cross Points, reordering them according to the operator's habits, providing greater flexibility in the Multiview display.



# Audio



The Datavideo 4000 series comes equipped with an integrated audio mixer function. This feature allows users to select any audio channel from nine channels available options and mix it with any other channel of their choice. Additionally, the audio mixer function follows a flexible and user-friendly approach, providing enhanced control over audio elements during production or broadcasting.

# Professional Audio-to-Video Synchronization

There are times when video and audio become out of sync during video production or live video streaming. Most users would feel annoyed when such an issue arises. Videos are usually processed at 25 or 50 frames per second and the audio is delivered in milliseconds. Due to different processing times and network latencies, you will thus receive out of sync video and audio. The SE-4000's professional built-in audio delayer is designed to ensure precise audio-to-video synchronization by delaying and calibrating the audio received. Ultimately, the sound reproduced by stereo speakers should match the video played on the big screen, providing audience with a pleasant viewing experience.



# Menu



To achieve the "one-key, one-function" layout, we have adopted a five-inch full-color, high-definition, anti-glare, and oil-resistant touch screen. The detailed icons enhance content recognition and ease of understanding. All the adjustments for various function menus are concentrated here, allowing complex multi-step settings to be condensed into a single button, providing an instant response with just a touch. The touch screen also complements the physical-mechanical button panel, creating the most user-friendly and efficient operating interface.

## General Settings



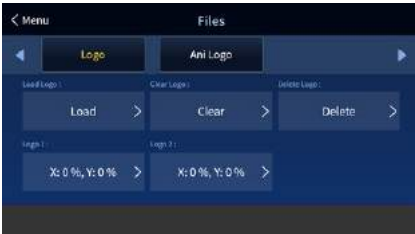
## Input Settings



## Output Settings



## Still and Animated Images



## System Setup



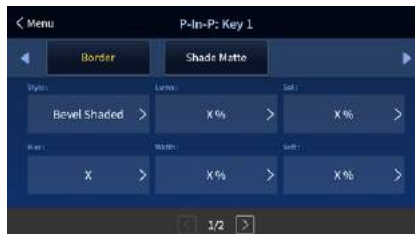
## Keys



## Chroma



## Picture-in-Picture

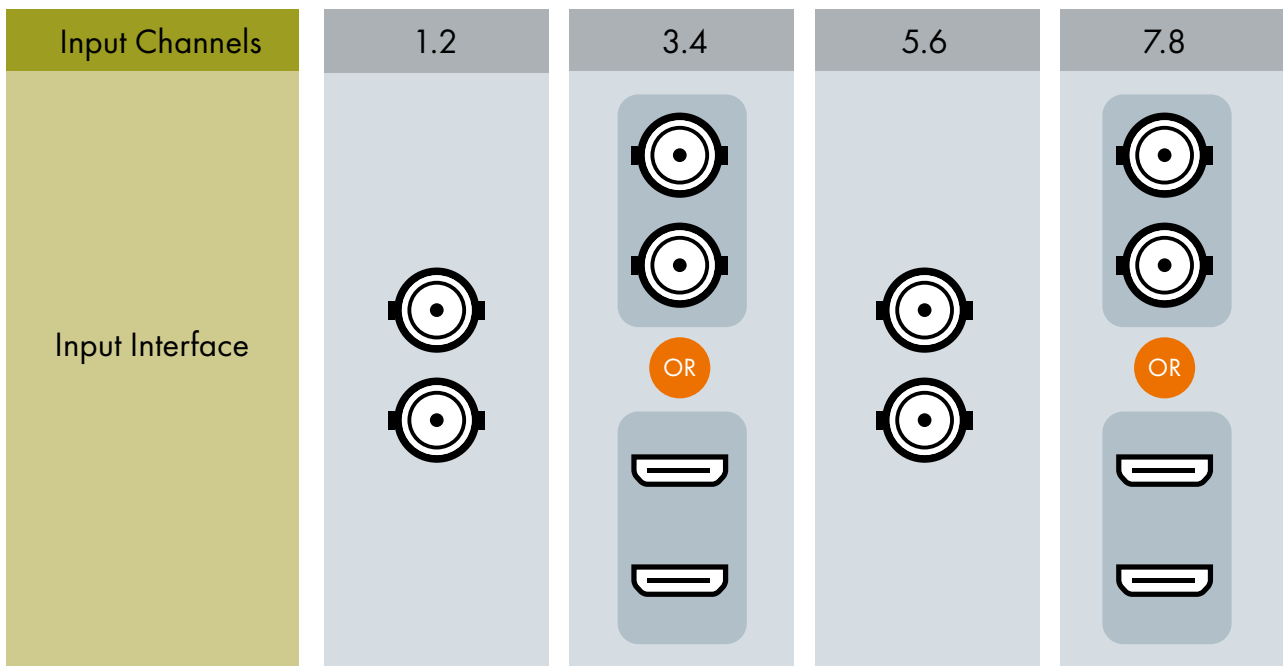


## Audio Settings




# A 12 Channel Application Built upon an 8 Video Switching Design

The quick source switching feature allows for instant, seamless video switching between the four 12G-SDI or HDMI 2.0 signal sources, upgrading the original 8-channel application to a 12-channel application framework. This maximizes hardware flexibility and adds more possibilities to your live productions.



## Dual Interfaces with Multi-Device Compatibility

It is fully compatible with various UHD 4K50/60P signal inputs and outputs, whether using HDMI 2.0 from a computer or multimedia player or the professional-grade 12G SDI interface from a shoulder-mounted camera. Connect to the correct interface, and you'll witness rich visuals with 10-bit broadcast-level color processing. There's no compromise on picture quality, speed, or frame rate.






# Multiview Layouts



Datavideo 4000 series video switcher offers 6 different multiview layouts for monitoring. These layouts likely provide users with flexibility in arranging and viewing multiple video sources simultaneously, enhancing the overall usability of the video switcher for various production setups.



# CG



A video switcher equipped with a character generator (CG) feature plays a pivotal role in television production and broadcasting. The 4000 series switchers seamlessly integrate with Datavideo's CG-500, enabling the creation and overlaying of graphics, text, and various visual elements onto the video feed effortlessly through the HDMI input.



## DVIP - The Soul of System Integration


With professional and reliable standalone products in place, there is still a need for a seamless communication system to connect them all. DVIP is a dedicated communication protocol designed for integrating various products. It links front-end cameras, switchers, and back-end devices such as recorders and encoders into a network, enabling seamless connectivity among all the equipment. It can even interface with third-party system integration devices, creating a more comprehensive and user-friendly solution.



## PD-4A Redundant Dual Power Supply Center (Optional)

In mid-range and high-end products, the power system is the most critical but easily neglected part of the device. The DC power system is stable and highly efficient with low power consumption. It is also easy to use and safe. Simply connect the SE-4000's power adapter that has a locking mechanism to the 4 pin XLR socket at the rear of the main unit to start supplying sufficient and stable power to the switcher with an ease of mind.

In addition to the supplied power adapter, the latest PD-4A Redundant Power Center designed for applications with a high safety requirement is your another option. It has switchable AC and DC input sources. The dual AC inputs provide extra security to ensure a stable power supply. The PD-4A is thus a great device for various types of system integration in different video production environments. There are also other PD-series power centers. All you need is a power cable to be able to connect all other Datavideo peripheral devices such as MS switchers, OBVs, standalone switchers, monitors, recorders, intercoms, audio mixers, streaming encoders, etc. The power centers simplifies the workflow and are designed to be eco-friendly.

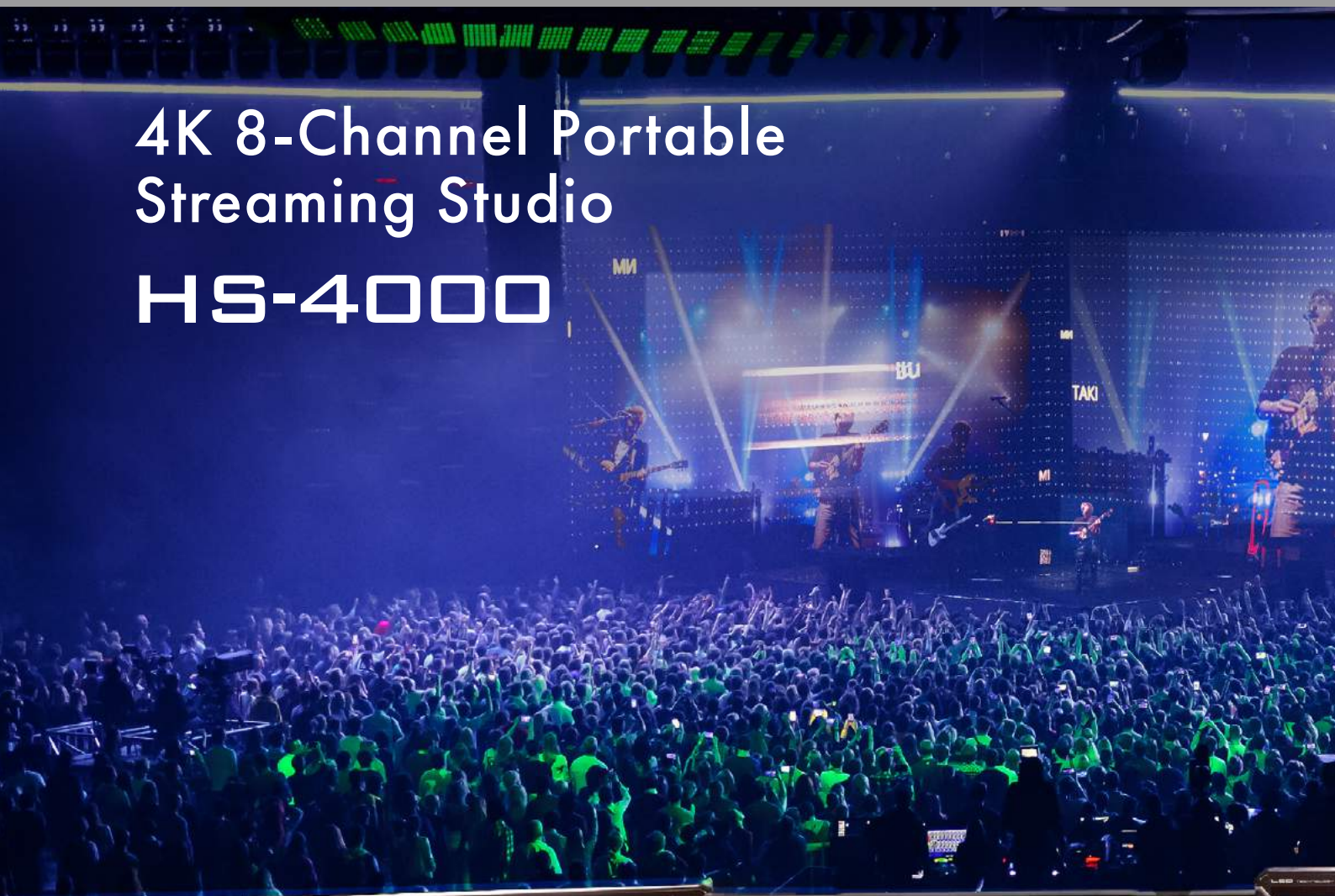


### VMC-01 UPS Backup Battery Supplier



If you are experiencing power instability in your video production environment and would like to consider other alternatives, the VMC-01 UPS backup battery could be the option that you are looking for. Simply install four standard V-mount batteries and you can proceed with video production without having to worry about power cut and voltage instability. Leave your power issues to the VMC-01 Uninterruptible Power System and enjoy a worry-free power protection.

# 4K 8-Channel Portable Streaming Studio HS-4000





HS-4000 is a lightweight, portable, and powerful mobile studio solution suitable for applications in broadcasting, conferences, live events, and hybrid activities. It supports video resolutions of up to 4K 60FPS, accepting video inputs from PCs, multimedia players with HDMI 2.0 output, and 12G-SDI cameras. In addition to traditional physical buttons, it features a 5-inch touchscreen with customizable icons, user memory for transition animations, a chroma key, a luminance key, DSK, PIP, and other functions.

Equipped with a high-quality 17.3-inch UHD 2160p video monitor, it provides a multiview display. HS-4000 also offers easy-to-use recording and live streaming encoders, enabling simultaneous live broadcasting and high-quality MP4 file recording with audio-video synchronization.

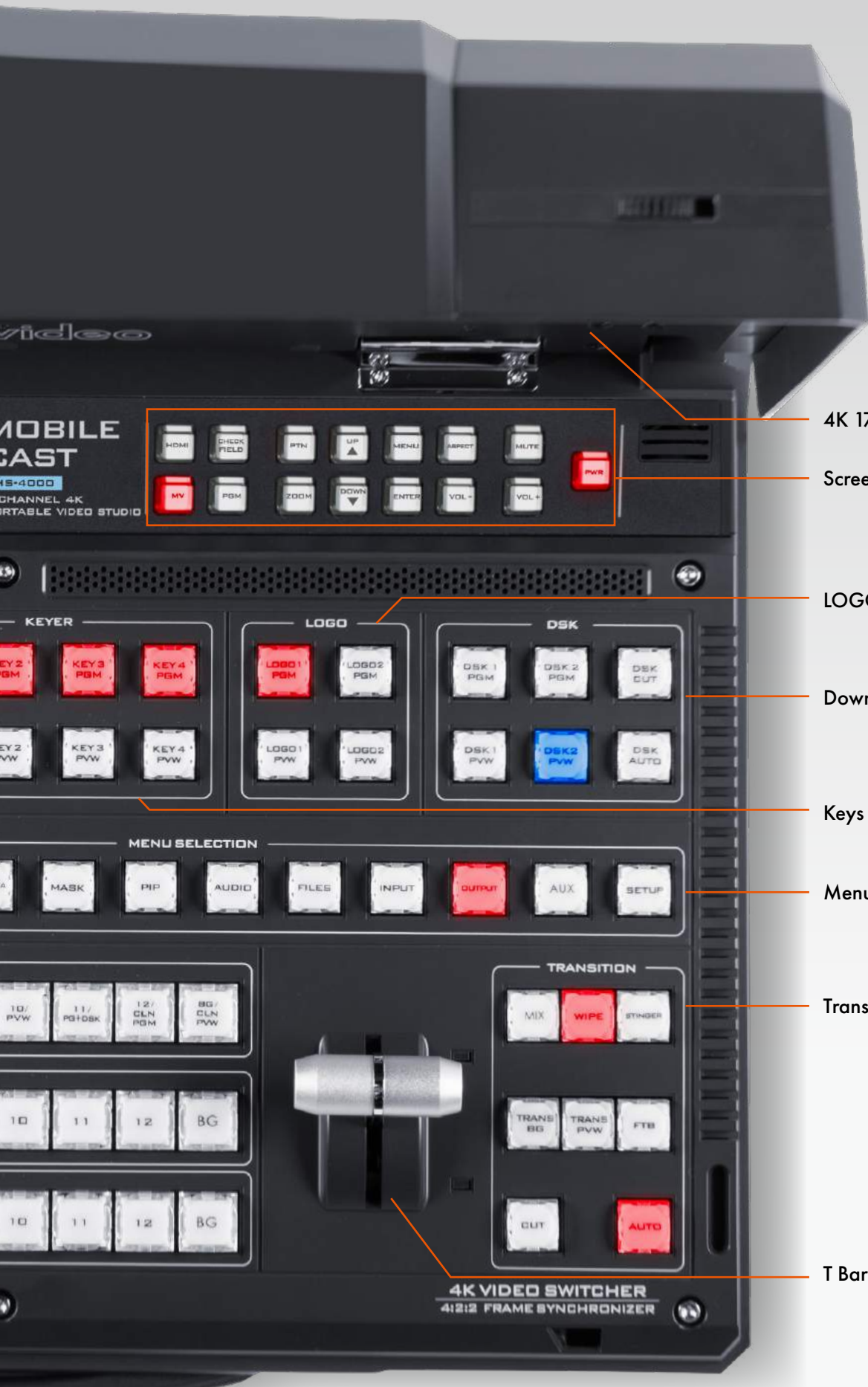
This mobile studio combines advanced technology and convenience, meeting the diverse needs of modern multimedia production.

Built-in 4K 17.3-inch screen



# HS-4000 Top View





4K 17.3-inch Screen

Screen Adjustment Settings

LOGO

Downstream Keys

Keys

Menu Selection

Transition Effects

T Bar

# HS-4000 Rear View




Audio Input

Audio Output

Video Output

Video Input





GPI Output

RS-232 Control

Tally Output

Network / DVIP

GPI OUT

RS-232

TALLY OUT

LAN/DVIP

POWER

DC IN 48-56V

VIDEO OUT

REF IN

VIDEO OUT

AUX

MULTI-VIEW

MONITOR HDMI IN

SERVICE

Sync Input / Output

Video Output

Assign Output

Multi-screen Output

# 4K 8-Channel Mobile Video Studio MS-4000

# 12G

**4K**  
50/60 UHD



The MS-4000 is a 4K 8-channel mobile production studio designed for the multimedia era, presented in a compact and portable flight case form. It offers a comprehensive video production solution, including video switching, communication, recording, waveform vector monitoring, screen integration, and more. Its key features are as follows:

1. 8-channel 4K live switching, supporting broadcast-grade UHD 4K50/60P, with 12G-SDI and HDMI 2.0 input interfaces. It combines physical full-function buttons with a stylish and convenient 5-inch full-color LCD touchscreen for features like quad split composition, XPT (Cross Point), AUX output, special effects transitions, PiP (Picture-in-Picture) caption overlays, logo insertion, and audio mixing settings.
2. New digital intercom function - Reliable wired digital intercom system providing 8 channels of communication with no noise interference or disconnection concerns.
3. 4K UHD 17.3-inch LCD monitoring - Equipped with a high-quality 3840 x 2160 resolution LCD screen, supporting 12G-SDI and HDMI 2.0 loop inputs and outputs, suitable for broadcast and live production applications.
4. ProRes 4K recording function - Supports recording at 2160p 60 resolution, capable of simultaneous recording of multiple 1080p video streams.
5. Professional audio delay function with mixing, equalizer, and audio effects processing - MS-4000 has rich input/output interfaces with audio effects processing capabilities, meeting professional audio and video production needs.
6. Dual power supply center - Provides dual power supply for stable operation of the entire system.
7. H.265/H.264 encoding capability, offering extended application for encoding, recording, and streaming live events in mixed production.

The combination of these features makes the MS-4000 a fully functional and high-quality mobile production studio suitable for various live video production and live streaming events.





# 4K 8-Channel OB Van Studio OBV-4000

12G

4K  
50/60 UHD

The OBV-4000, is a 4K 8-channel compact outdoor broadcast van that can be installed in the rear space of a vehicle. It serves as a professional mobile solution for both studio and on-location shoots, catering to the trend of the multimedia mixed production era.

The OBV-4000 features rugged aluminum housing and can be custom-fitted inside an OB Van. Its core technology is a 4K switcher, supporting 8 channels of SDI and HDMI interfaces. Moreover, the OBV-4000 is an integrated system equipped with a reinforced metal casing to protect internal components and provide space for future system expansion needs. This outdoor broadcast van offers full functionality, including video switching, communication, recording, waveform vector monitoring screen, and power integration. The main components include:

A feature-rich 8-channel 4K switcher - Datavideo SE-4000, specially designed for the multimedia mixed production era. It supports broadcast-grade UHD 4K50/60P with 12G-SDI and HDMI 2.0 input interfaces and features physical full-function buttons and a 5-inch full-color LCD touchscreen for intuitive operation. The new digital intercom system ITC-300 - A reliable wired digital intercom system offering 8 channels of communication with no noise interference or disconnection concerns.

TLM-170K 4K UHD 17.3-inch LCD monitor - A desktop-type 17.3-inch 4K UHD LCD monitor with a high-quality 3840 x 2160 resolution LCD screen. It supports 12G-SDI and HDMI 2.0 loop inputs and outputs, which is suitable for broadcast and live production applications.

HDR-90 ProRes 4K recorder - A rack-mounted ProRes 4K recorder supporting recording at 2160p 60 resolution, simultaneously recording multiple groups of 1080p video clips.

Professional audio delay unit with mixing, equalizer, and audio effects processing - AD-200 with rich input/output interfaces and audio effects processing capabilities, meeting professional audio and video production needs.

HBT-30 3-channel HDBaseT AV decoder - Capable of simultaneously controlling three cameras and providing power to them. It can receive 4K 50/60 video signals from cameras up to a distance of 100 meters and can simultaneously output HDMI, RS-422, and IP control signals.

PD-4A dual power supply center - Providing dual power supply for stable operation.

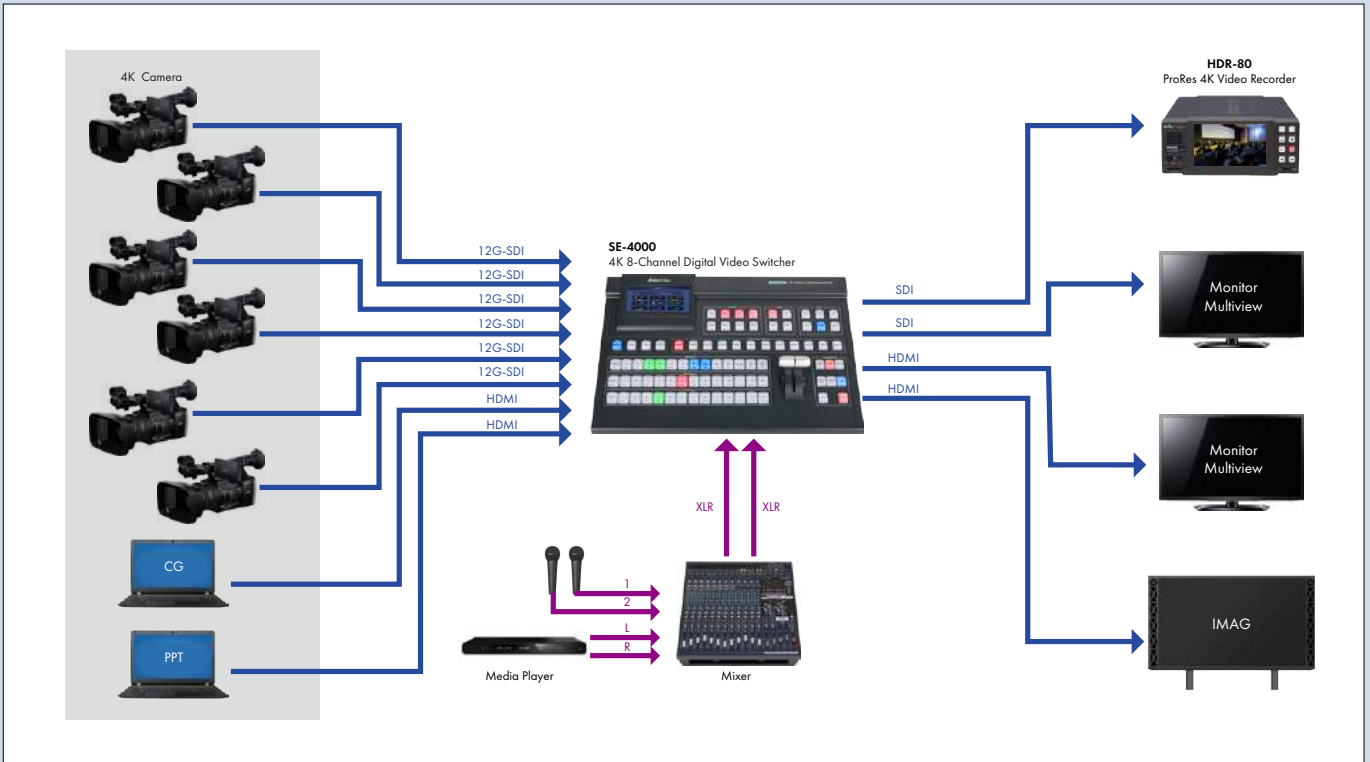
The combination of these components makes the OBV-4000 a versatile outdoor broadcast van, capable of meeting various demands in outdoor production environments.

#### The Main Equipment of the OB Van

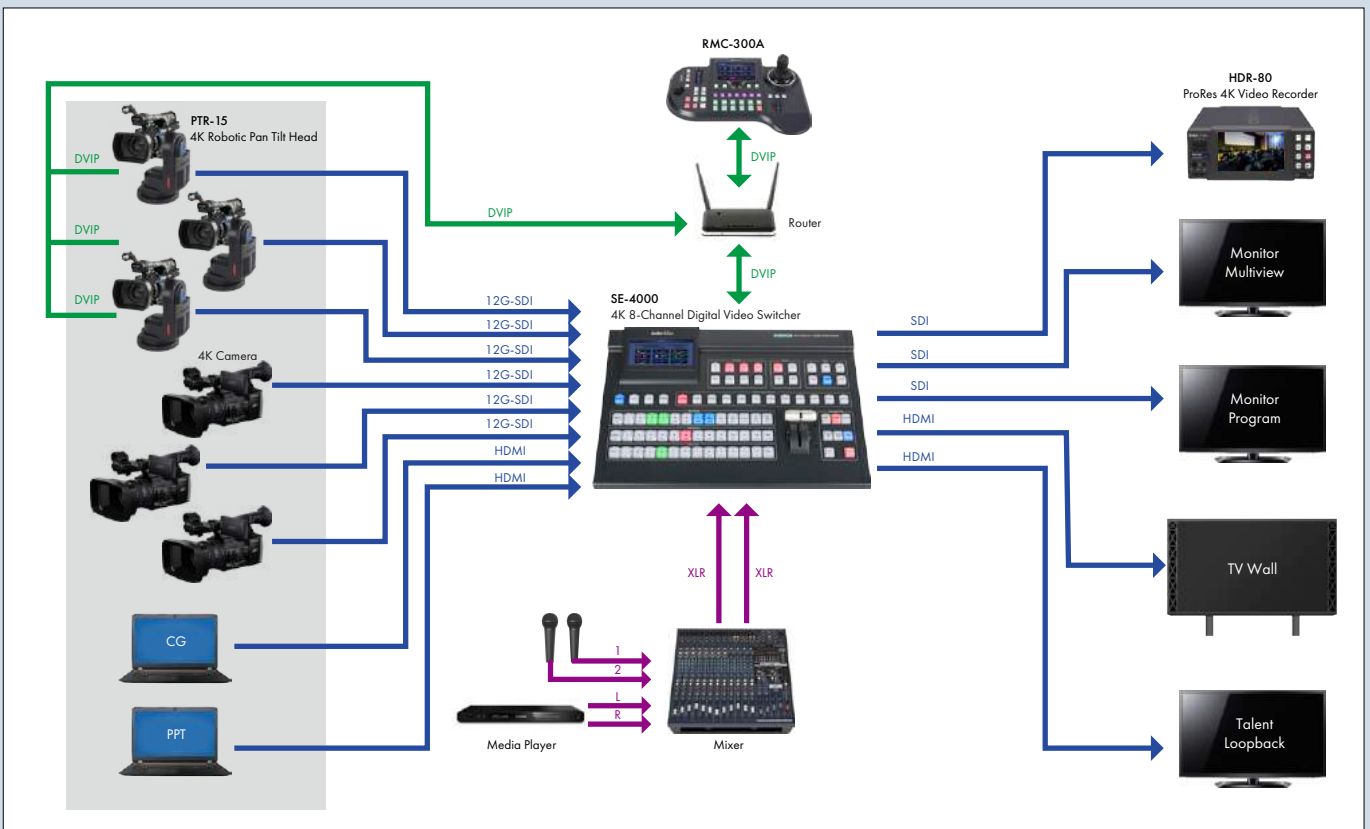
1	SE-4000	4K 8-Channel Switcher
2	TLM-170K	17.3-inch 4K UHD LCD monitor
3	HDR-90	ProRes 4K Video Recorder - Rackmountable
4	ITC-300	Digital Intercom System
5	NVS-36	Dual Platform Streaming Encoder
6	AD-200	6-Channel Audio Delay/Mixer with Level Adjustment
7	HBT-30	3-Channel 4K HDBaseT Receiver
8	PD-2A	Power Center
9	PD-4A	Redundant Power Center

# System Diagram

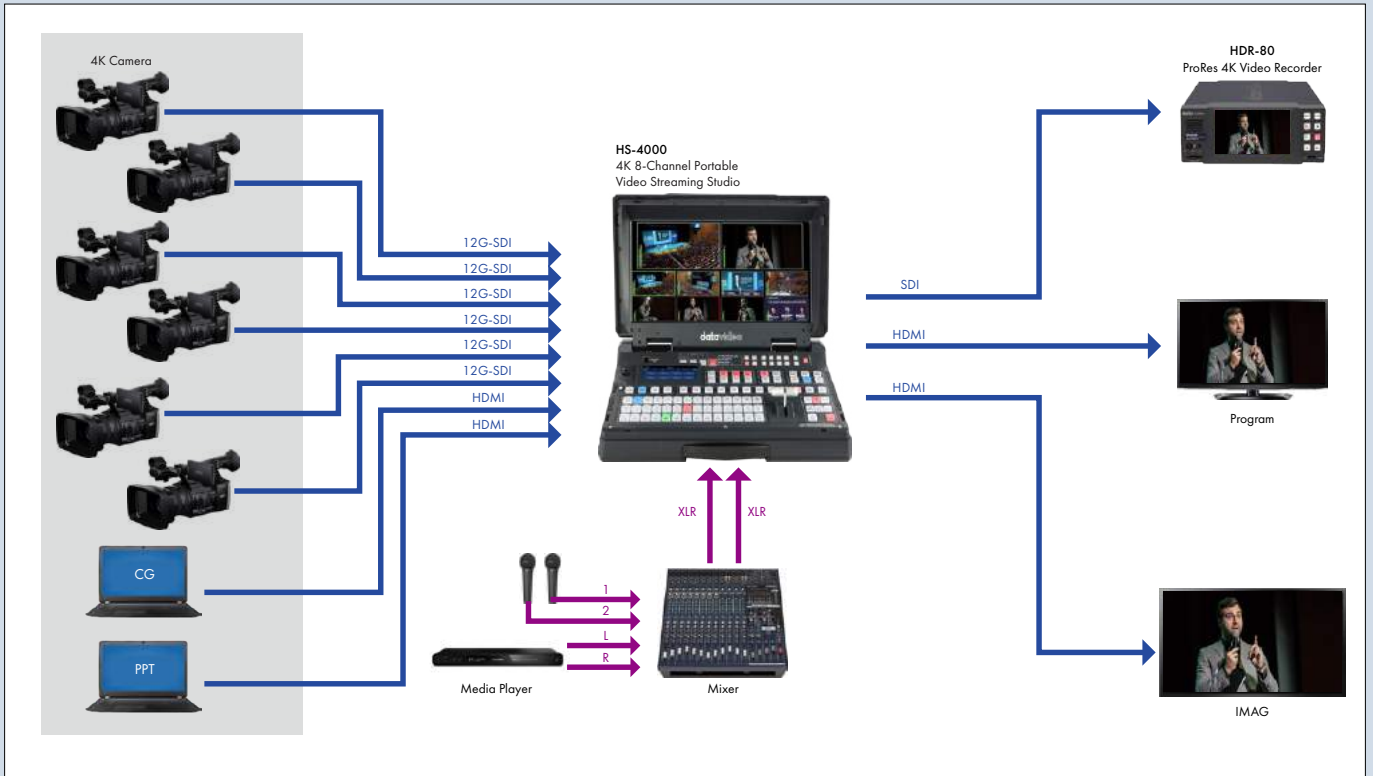
SE-4000 System Diagram



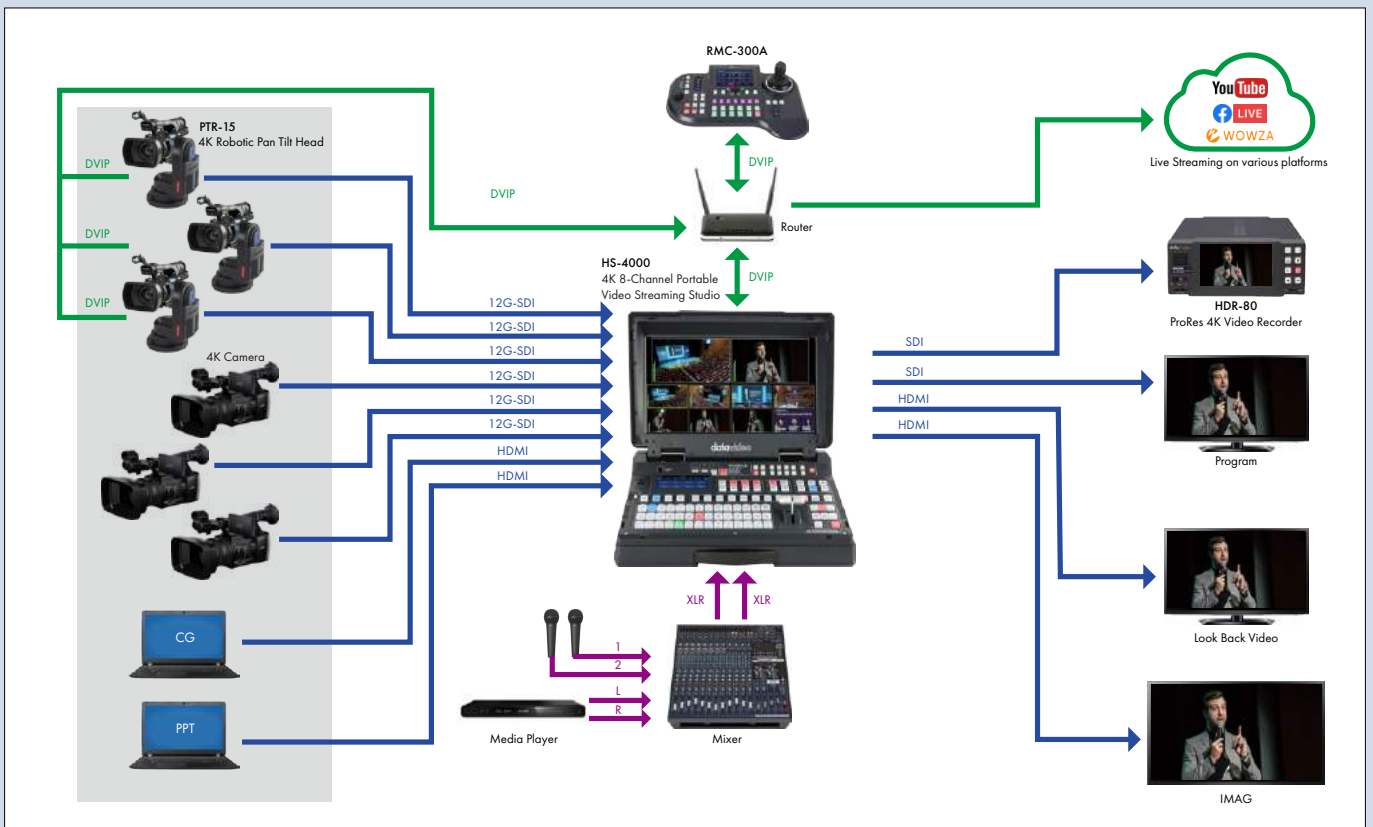
SE-4000 System Diagram



### HS-4000 System Diagram

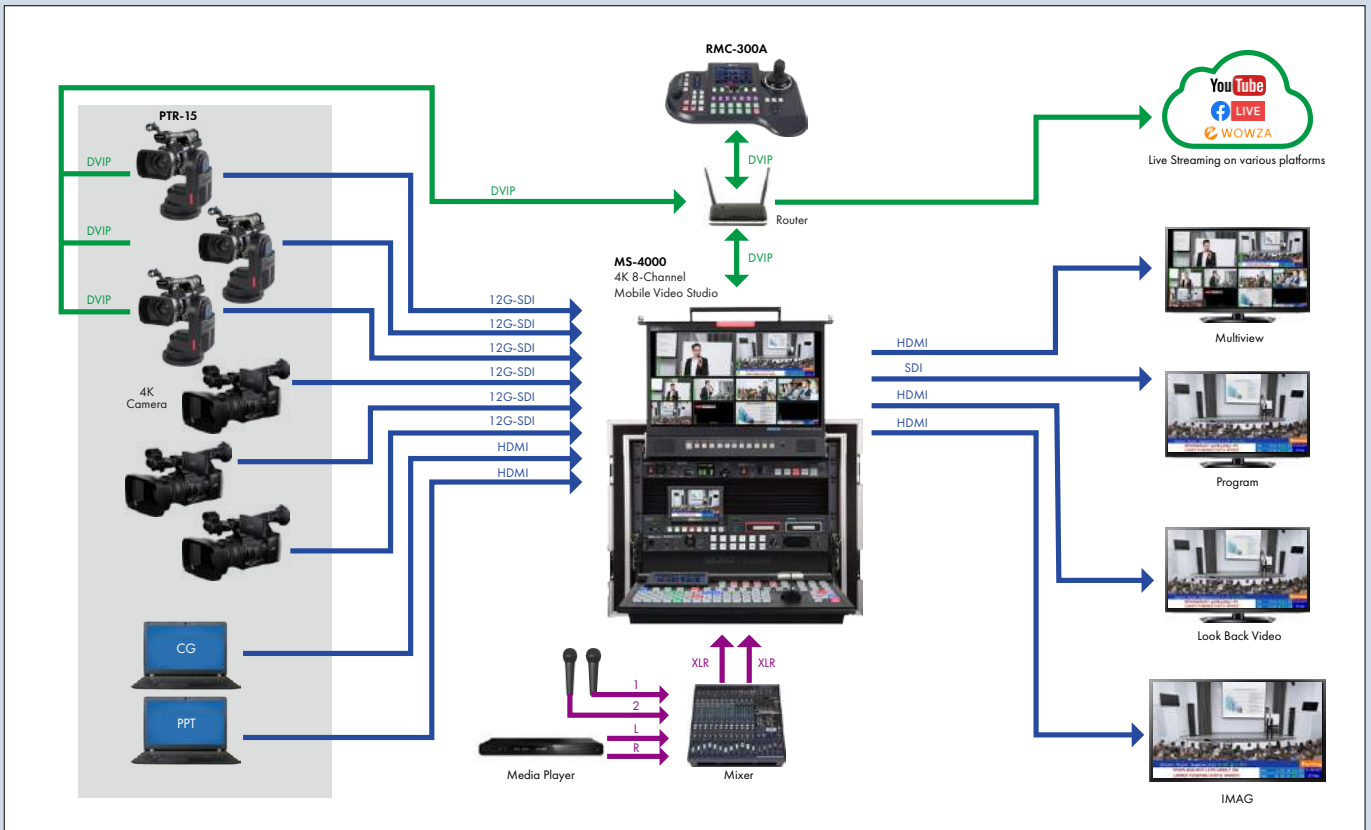


### HS-4000 System Diagram

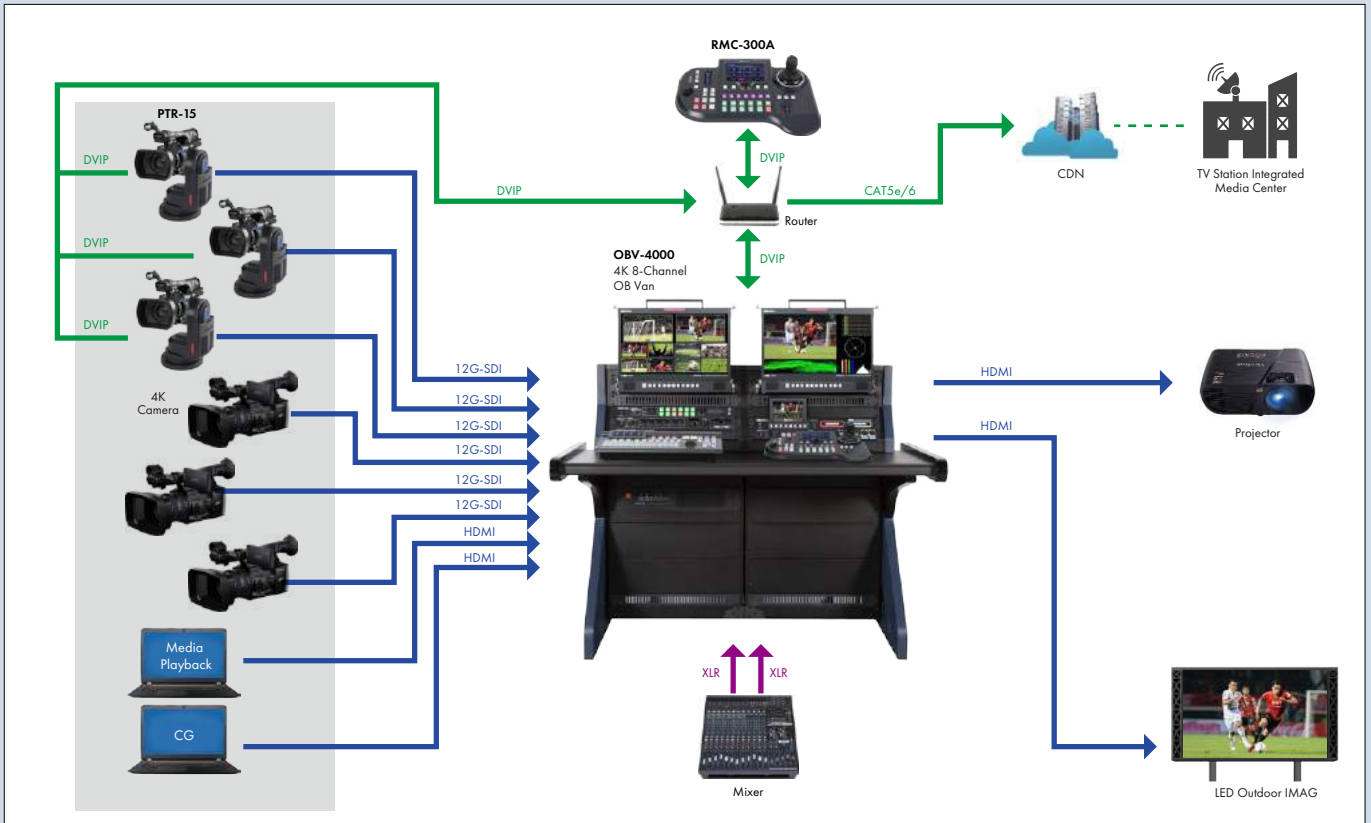


# System Diagram

## MS-4000 System Diagram



## OBV-4000 System Diagram





## Optional Accessories



### PTR-10 MARK II

#### Robotic Pan Tilt Head

- Turn camcorder into PTZ
- Multiple signal interface: SDI, HDMI, RS-232, RS-422, DVIP/HDBaseT, Tally, LANC
- Diversified controller options: RMC-180, RMC-300, and HS-1600T series
- Control of Pan, Tilt, Zoom
- Support optional Datavideo ZEK-1 Zoom Encoder Kit, and ZEK-2 to detect and read out the Zoom position of cameras on top
- Max. Camera Weight 4kg



### PTR-15

#### 4K Robotic Pan Tilt Head

- Various interfaces: SDI, HDMI, RS-232, RS-422, DVIP/HDBaseT, Tally, LANC
- 12G-SDI and HDMI2.0 supported
- Timecode/Genlock interface built-in
- Multiple choices of controllers: RMC-180 MARK II, RMC-300A
- Tally light built-in
- D-tap connector for DC output
- Selectable DC voltage output for different cameras
- Support optional Datavideo ZEK-1 Zoom Encoder Kit, and ZEK-2 to detect and read out the Zoom position of cameras on top
- Control Sony, Panasonic, Canon, JVC cameras



### RMC-300A

#### Universal Remote Control Panel

- Control up to 24 PTR Robotic Pan Tilt Head, PTZ and block cameras by DVIP or up to 8 cameras by serial RS-422 transmission
- User friendly interface on 5-inch LCD touch panel
- Zoom knob and lock button for better camera control
- LCD displays GUI for Operability and Visibility



### HDR-80/90

#### ProRes 4K Video Recorder

- Large 5" LCD Touch screen for operating and monitoring
- Support ISO recording of four HD videos and playback
- 12G/3G/HD-SDI and 4K/HD-HDMI input, output with embedded audio
- A recorder that can be operated like a 4-channel video switcher
- Records on two 2.5" SSDs
- Supports close caption



### PTC-280

#### 4K 50/60P PTZ camera

- Supports up to 2160p50/60 via HDMI
- 12x Optical Zoom, 16x Digital Zoom
- 1/2.5" CMOS
- Built-in H.264/H.265 dual streaming encoder
- 2160p and 1080p(3G-SDI) simultaneous video output
- External audio input: 3.5mm mic in or line in
- Compatible with various controllers: Datavideo PTZ View Assist APP, RMC-300 and RMC-180 series.



### PTC-300

#### 4K 50/60P PTZ camera

- 1/1.8 inch CMOS sensor, 4K (3840 x 2160, UHD) 50/60 resolution
- 20x optical zoom
- 1 x 3G-SDI, 1 x HDMI output
- Digital Noise Reduction (DNR)
- H.264/H.265 Video Compression Streaming
- Camera can be controlled using the DVIP or VISCA control protocol.
- Compatible with various controllers: Datavideo PTZ View Assist APP, RMC-300 and RMC-180 series.
- Supports preset position storage



### PTC-305

#### 20x 4K Tracking Camera

- Supports up to 2160p50/60 via HDMI
- 20x Optical Zoom, 16x Digital zoom
- 1/1.8 CMOS
- Built-in H.264/H.265 dual streaming encoder
- Auto tracking object supported
- External audio input: 3.5mm mic in or line in
- Compatible with various controllers: Datavideo PTZ View Assist APP, RMC-300 and RMC-180 series.



### BC-15C/CN

#### 4K CS Mount POV Camera

- 1/2.3 CMOS sensor with 4K 50/60p output, perfect for low light environment video production
- App control and live Preview
- Power over Ethernet supported
- Standard CS mount interchangeable lens design
- Supports DC-IRIS function
- Small box design makes it flexible to be mounted anywhere.
- Supports three control methods: physical buttons, Web UI, and APP
- Supports NDI|HX3 output, seamlessly integrated into the NDI environment framework (BC-15CN)

# Specifications

Model Name	SE-4000
Product Name	4K 8-Channel Digital Video Switcher
Video Standard	4K
Video Format	Input: 3840x2160p: 60/59.94/50/30/29.97/25 1080p: 60/59.94/50/30/29.97/25 1080i: 60/59.94/50 Output: 3840x2160p: 60/59.94/50/30/29.97/25 1080p: 60/59.94/50/30/29.97/25 1080i: 60/59.94/50
Video Processing	SDI: 4:2:2 10-bit HDMI: YUV 4:2:2 10-bit, RGB: 4:4:4 8/10-bit
Input Rutable / Crosspoint	YES
Video Input	Total 8 live inputs (select 8 from 12) 8 x 12G-SDI 4 x HDMI
Computer Graphic Interface	4 via HDMI
Video Output	4 x 12G-SDI / 3 x HDMI all assignable : Multiview, PGM, PVW, PGM+DSK, Clean PGM, Clean PVW, Input 1-12
Down-converted Output	Yes
Built-in Multi-view Monitoring Out	HDMI & SDI assignable
Analogue Audio Input	4 x Analogue XLR
Analogue Audio Output	2 x Analogue XLR
Digital Embedded Audio Support	Input 4 channels, Output 4 channels
Audio Delay Calibration	Up to 16 fields or 8 frames per channel
A+V Switching	Yes
Chromakey	4
Title Creator	Yes
USK	4x Keyer support Chromakey/ Linear/ Luma Key
DSK	2x DSK support Lumakey & Linear key (Key / Fill)
Picture in Picture	2
Logo Insertion	2
Still Store	250
Effects	FTB, Cut, 32 Wipe with border
Transition Preview	Full transitions preview
Sync / Reference In/ Out	1 x BNC Ref in 1 x BNC Ref out (loop-through) (available after firmware upgrade in the future)
Tally Output	1x D-Sub 25pin, dual color
PC Remote Control	DVIP (Ethernet)
Built-in Audio Mixer	Yes
Firmware Update	USB / Ethernet
Special Features	5" Touchscreen Display
Chassis	2 units, 2RU rack-mount mainframe
Dimension (LxWxH)	433 x 314 x 79 mm (switcher) 432 x 250 x 88 mm (main unit)
Weight	7.1 kg
Power	DC 12V, 108W
Operating Temp. Range	0~40 ° C

Model Name	HS-4000
Product Name	8-Channel 4K Portable Video Studio
Video Standard	4K & HD
Video Format	3840x2160p: 60/59.94/50/30/29.97/25 1080p: 60/59.94/50/30/29.97/25 1080i: 60/59.94/50
Input Rutable / Crosspoint	Yes
Video Input	Total 8 live inputs (select 8 from 12) 8 x 12G-SDI 4 x HDMI
Computer Graphic Interface	4 via HDMI
Down-converted Output	Yes
Video Output	4 x 12G-SDI / 1 x HDMI all assignable : Multiview, PGM, PVW, PGM+DSK, Clean PGM, Clean PVW, Input 1-12 2 x HDMI PGM only 1 x HDMI Multiview
Analogue Audio Input	4x Balanced XLR
Analogue Audio Output	2x Balanced XLR
Digital Embedded Audio Support	Input 4 channels, Output 4 channels
Audio Delay Calibration	Up to 16 frames
A+V Switching	Yes
USK	4
DSK	2, support Lumakey & Linear key (Key / Fill)
Picture in Picture	2
Logo Insertion	2
Title Creator	Yes
Built-in Audio Mixer	Yes
Built-in Monitor Display	17.3" 4K TFT LED backlit, 3840x2160 pix
Streaming	H.264: MAX RES: 4K@30 420 8bit codec H.265: MAX RES: 4K@60 420 8bit codec
Streaming Audio Encode	AAC 2CH, 16bit 48KHz 192Kbps
Streaming Protocol	RTSP RTMP SRT
Streaming Control	Web browser UI for configuration and control Socket commands
Recording File System	FAT32, exFAT
Recording File Format	MP4 (H.265+ AAC) or (H.264+ AAC)
Streaming & Recording Setting Control	Web UI for system configuration and control
Special Features	5" Touch Panel 17.3" 4K Monitor 4 Chroma-Key Virtual Studio Streaming encoder and recorder
Dimension (LxWxH)	455 x 370 x 134 mm
Weight	9.2 kg, Reinforce Plastic Case
Power	DC 56V, 4.46A
Operating Temp. Range	0~40 ° C



@DataVideoUSA  
@DataVideoEMEA  
@DataVideoTaiwan

@DataVideoAsia  
@DataVideoIndia2016  
@DataVideojapan



@DataVideo  
@DataVideo\_EMEA  
@DataVideo\_Taiwan



@DataVideoUSA  
@DVTWDCVN



@DataVideoUSA  
@DataVideoEurope

## Disclaimers of Product and Services

This brochure is intended as a guide only. We reserve the right to change specifications and availability without prior notice. While we strive for complete accuracy, be aware that it may contain errors and omissions. Prior to purchase, please check with your local DataVideo office or authorised distributor.

Ver.20240110